




PSG LEE RP-8T-12VF Rotary Vacuum Fill Closing Retort Pouch Machine



PSG LEE RP-189T



PSG LEE RP-168T



PSG LEE Liquid Fill-Seal Machine



PSG LEE RP-8T-30Z/WD Simplex/Duplex Washdown



PSG LEE RG150

Estas maquinas de acero inoxidable son para llenado y sellado de bolsas.

Model	# of Stations	Speed* (ppm)	Pouch Width	Pouch Length
RP-6T-30	6 (Simplex)	30-50	6.3-11.8in 160-300mm	~ 13.8in (~ 16.7in opt.) ~ 350mm (~ 425mm opt.)
RP-6T-36	6 (Simplex)	20-30	7.9-14.2in 200-360mm	~ 13.8in (~ 16.7in opt.) ~ 350mm (~ 425mm opt.)
RP-8T-24Z	8 (Simplex)	30-50	3.9-9.4in 100-240mm	~ 13.8in (~ 16.7in opt.) ~ 350mm (~ 425mm opt.)
RP-8T-30Z	8 (Simplex)	30-50	6.3-11.8in 160-300mm	~ 13.8in (~ 16.7in opt.) ~ 350mm (~ 425mm opt.)
RP-8T34	8 (Simplex)	20-30	5.9-13.4in 150-340mm	~ 13.8in (~ 16.7in opt.) ~ 350mm (~ 425mm opt.)
RP-8T-8VF	8 (Simplex)	10-30	3.94-9in 100-230mm	~ 5.9-11.8in ~ 150-300mm
RP-8T-8VF	8 (Duplex)	20-60	3.5-4.7in 90-120mm	~ 4.7-7.8in ~ 120-200mm
RP-8TW-11	8 (Duplex)	50-100	3.1-4.3in 80-110mm	~ 13.8in ~ 350mm
RP-8TW-14	8 (Duplex)	50-100	3.9-5.5in 100-140mm	~ 13.8in ~ 350mm
RP-8TW-16	8 (Duplex)	50-100	5.1-6.3in 130-160mm	~ 13.8in ~ 350mm
RP-10T	10 (Simplex)	30-50	3.9-9.4in 100-240mm	~ 13.8in (~ 16.7in opt.) ~ 350mm (~ 425mm opt.)
RP-10TS	10 (Simplex)	30-50	3.9-9.4in 100-240mm	~ 13.8in (~ 16.7in opt.) ~ 350mm (~ 425mm opt.)
RP-10TM	10 (Simplex)	20-30	3.9-9.4in 100-240mm	~ 13.8in (~ 16.7in opt.) ~ 350mm (~ 425mm opt.)
RP-147D-24Z	7 Dual	60-90	3.9-9.4in 100-240mm	~ 13.8in ~ 350mm
RP-126DZ	8 Dual	60-90	6-12in 152.4-304.8mm	~ 13.8in (~ 16.7in opt.) ~ 350mm (~ 425mm opt.)
RP-168D-16Z	8 Dual	60-90	3.9-6.3in 100-160mm	~ 13.8in ~ 350mm
RP-168D-20	8 Dual	60-90	3.9-7.9in 100-200mm	~ 13.8in ~ 350mm
RP-189D-16	9 Dual	60-90	3.9-6.3in 100-160mm	~ 13.8in ~ 350mm
RP-147Q-11	7 Quadruple	120-180	3.1-4.3in 80-110mm	~ 13.8in ~ 350mm

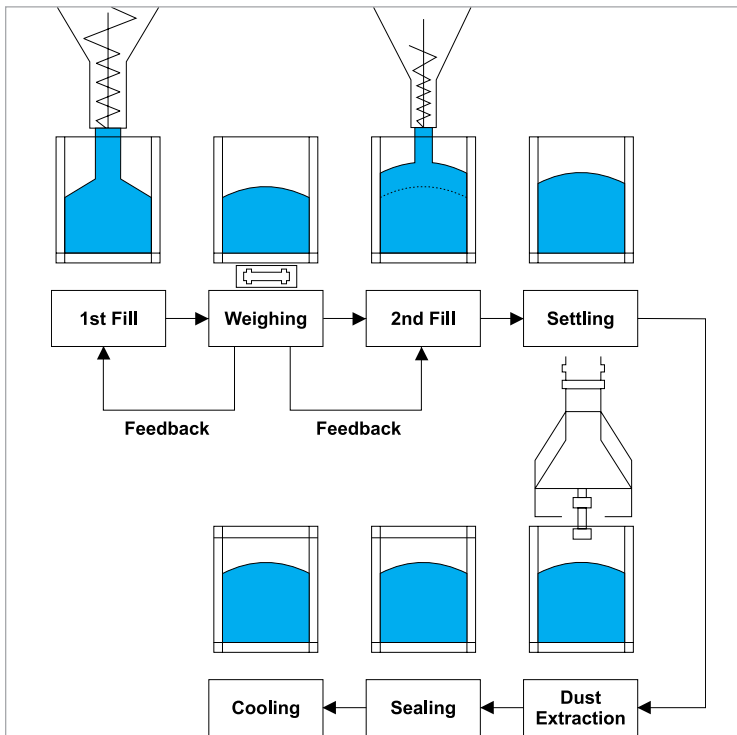
*Speed may vary with product characteristics, pouches or other operation condition



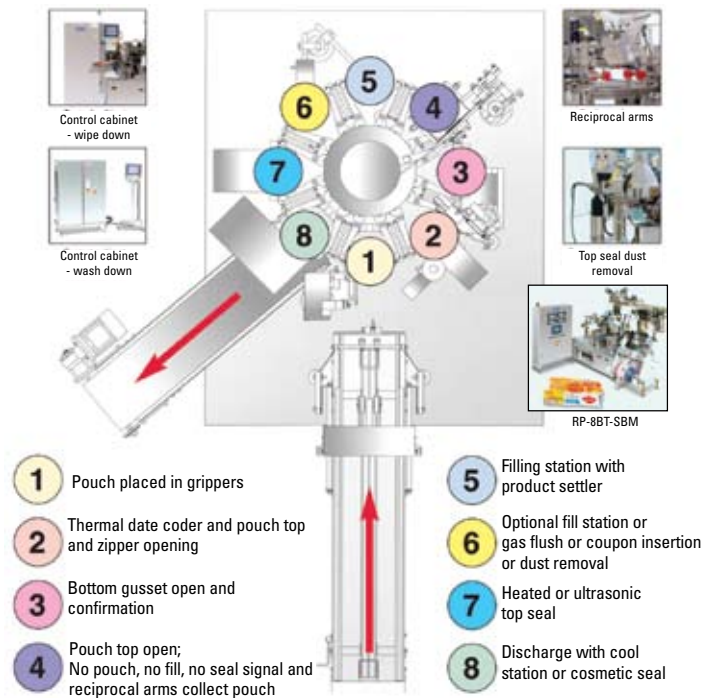
PSG LEE RP-84TWZ Duplex



FILLING & SEALING PROCESS FOR PSG LEE DUAL AUGER FILLING MACHINE



FILL-SEAL OPERATIONAL PROCEDURE



FEATURES

- Central lubrication • Human-machine interface touch screen with alarms and settings • Warning stack lighting • No fill-pouch return system • Simplex - Duplex • Slider and press-to-close zipper

Fill Range
10g-30kg (0.5 to 70lb.)

Accuracy
appr. $\pm 1/100$

Volume
30 liters

Screw Conveyor



**PSG LEE
AW-590 DTW
Servo Auger Filler**



**PSG LEE
Z-Conveyor**



**SY-P1
Scale**



**SY-1P-BL-25
Scale and
Bucket
Elevator**



Size Range
100 - 300 mm
(3.9 x 11.8")

Seal Speed
9m/min.

Seal Width
Standard: 8 mm (0.3")
Option: 10, 12 mm
(0.40", 0.47")



**PSG LEE HB-104P
Band Sealer**



**PSG LEE HB-104VP
Band Sealer**

Fill Range: 0-500g/0-1kg/0-3kg
Min. Display: .2g / .5g / 1g
Volume: 1,500 cc, 3,000 cc, 4,500 cc, 6,000 cc



**FPN-500
Max 500cc Filler**



**FCR-1000
Max 1000cc
Filler**



**FSR-2000
Max 2000cc
Filler**



**FSP-2000H
Max. 2000cc
Filler**



**FVT-20
Filler**



Pouch Flattener



Turntable



Bowl Feeder